

## MAKING YOUR EEG REVIEW FASTER

An easy to use software for the clinical setting encevis has been designed with a particular focus in user-friendliness. It has the potential to save much of your precious time in your daily work while giving you insightful information on the EEG of your patient.

### Analysis features boost your EEG review

// Artifact reduction // EEG trending  
// Seizure detection // Spike detection

encevis is available stand-alone and as an integrated solution. Ask your EEG vendor for it!



DOWNLOAD YOUR  
TRIAL VERSION  
[www.encevis.com](http://www.encevis.com)

### Contact

AIT Austrian Institute of Technology GmbH  
Giefinggasse 4 | 1210 Vienna  
[www.encevis.com](http://www.encevis.com) | [www.ait.ac.at](http://www.ait.ac.at)

---

Ana Magdalena Skupch	Dr. Tilmann Kluge
T: +43 50550 4249	T: +43 50550 4203
<a href="mailto:Ana.Skupch@ait.ac.at">Ana.Skupch@ait.ac.at</a>	<a href="mailto:Tilmann.Kluge@ait.ac.at">Tilmann.Kluge@ait.ac.at</a>

---



## ASSISTING YOU WITH YOUR EEG REVIEW

FAST ACCESS TO SPIKES, SEIZURES  
AND TRENDS

## HIGH SENSITIVE SEIZURE DETECTION

### All kinds of seizures detected

encevis detects electrographic seizures of all kinds. The seizures are classified into different types to make your review more accurate and easier.

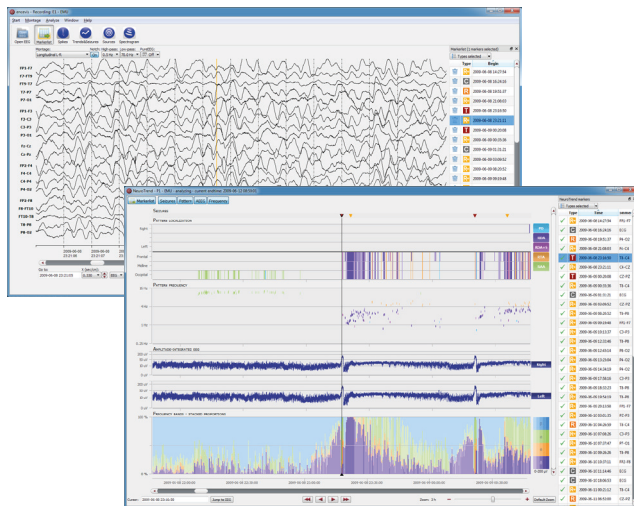
### EXTENSIVELY TESTED

encevis seizure detection has been validated on more than 30.000 hours of EEG from different diagnostic centers around the world. This ensures the highest sensitivity together with the highest specificity available on the market.

## ADVANCED EEG TRENDING

### Providing insightful information

encevis offers trends including a unique detection of rhythmic patterns as well as aEEG and background frequency. Together with our seizure detection they help you finding all suspicious EEG activity and to interpret your patient's EEG.



**Seizures and trends:** Traces with detections together with quantitative EEG and the colored information guide you through the review and enable you to save a lot of time.

## RELIABLE SPIKE DETECTION

### Clustering by localization

The encevis spike detection finds all spikes and clusters them by their localization. You may check each cluster by itself, see its distribution over time and its statistics.

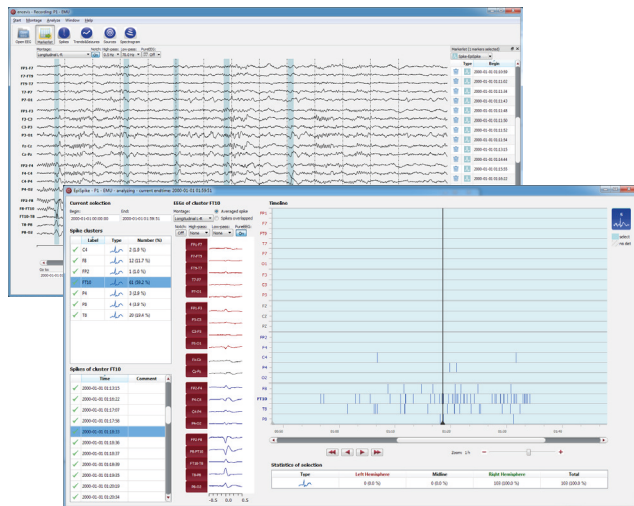
### EFFICIENT REVIEW

encevis visualizes all results on one screen and enables you to go through the results very quickly. You can check all spikes and their average and access statistics over any period of time.

## OVERVIEW OF SEVERAL HOURS OF EEG

### Several hours of results on one screen

encevis visualizes all results for you to get a clear overview of several hours and even days of EEG on one screen. The visualization enables you to recognize in a glimpse what was going on in your patient's brain during that time.



**Spike detection:** All detected spikes can be seen over a period of time over all channels on one screen. This enables you to get a quick overview on where and when spikes occurred.

## ARTIFACT REDUCTION WITH ONE CLICK

### Switch off all kinds of artifacts

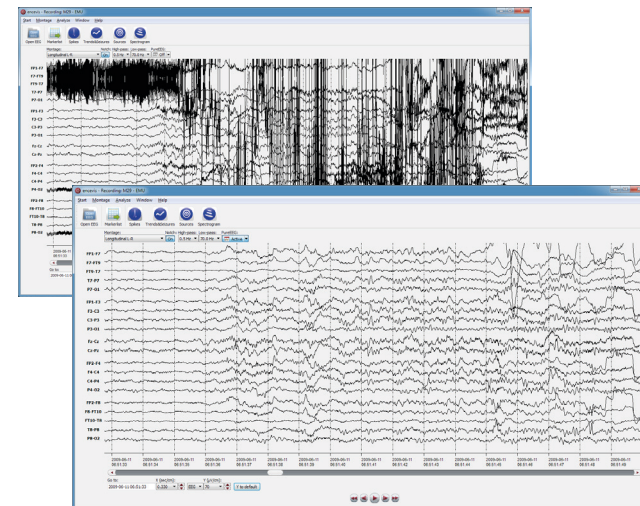
Electrode movements, muscle contractions, line noise, head movements and much more is removed with one mouse click. Artifacts are recognized due to their lack of reasonable spatial distribution.

### All interesting patterns remain visible

Patterns from cerebral sources including epileptic seizures, spikes, evoked potentials and other EEG rhythms remain visible.

### INTUITIVE AND EASY TO USE

All encevis features are easy to find and intuitive to use. You will know from the start how to use them. encevis does not require you to adjust parameters or to loose time with any configuration.



**Artifact reduction:** With just a mouse click remove all disturbing artifacts and reveal the clean EEG, Then just leave the artifact reduction switched on and enjoy the review.